



# TestMaster Universe

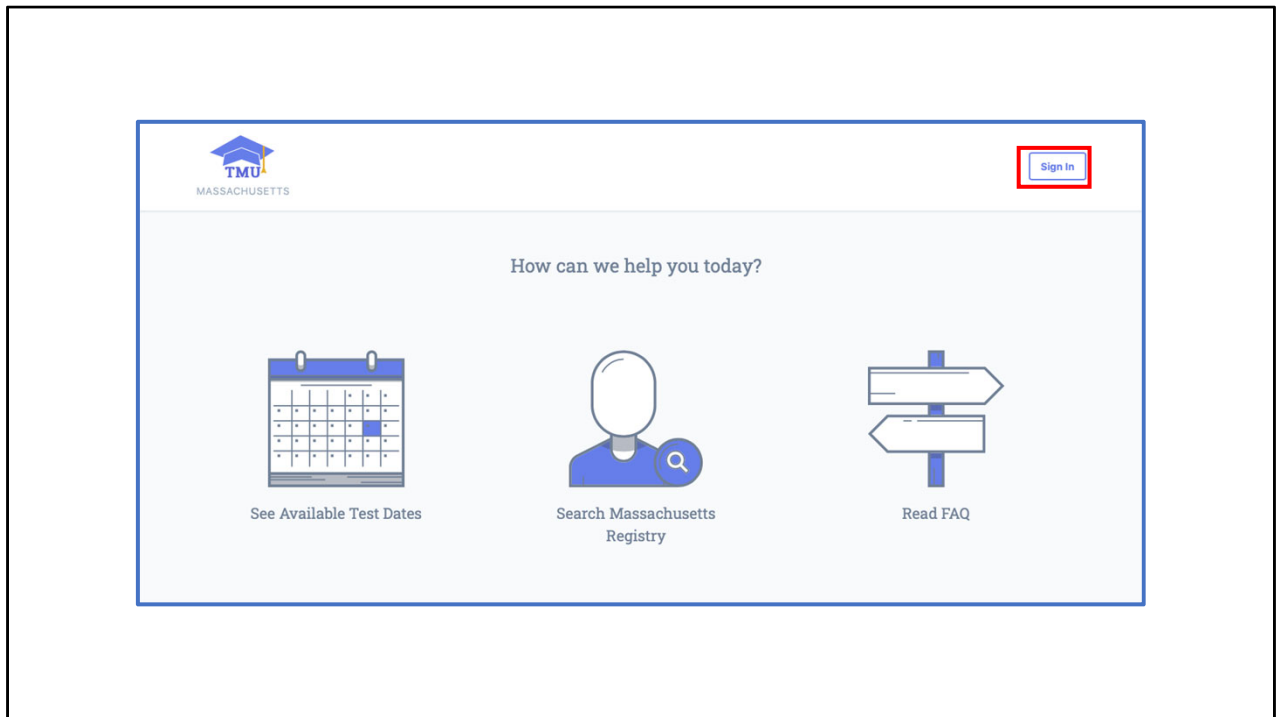
Massachusetts



## Student: How Schedule a MAP Certification Test

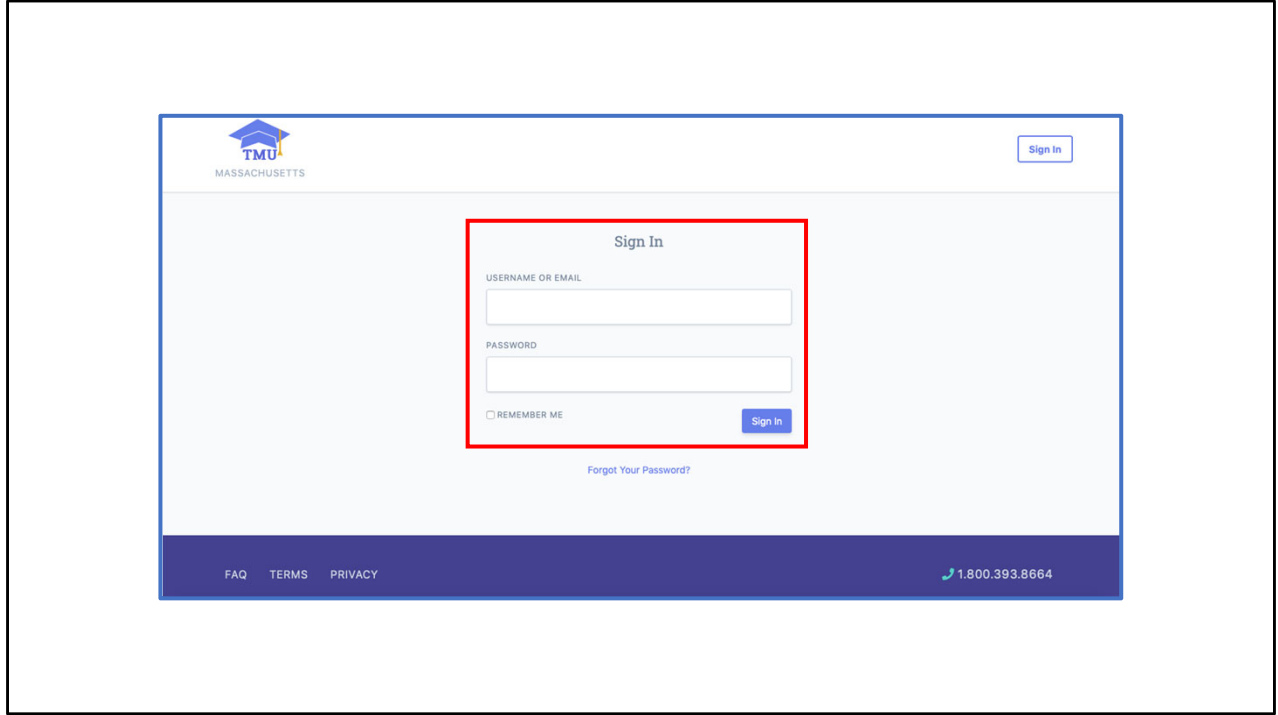
Log into: <https://ma.tmuniverse.com/>

Hi, I'm Jasyn from D&SDT – Headmaster. Today I'm going to show you how a student schedules a MAP certification test

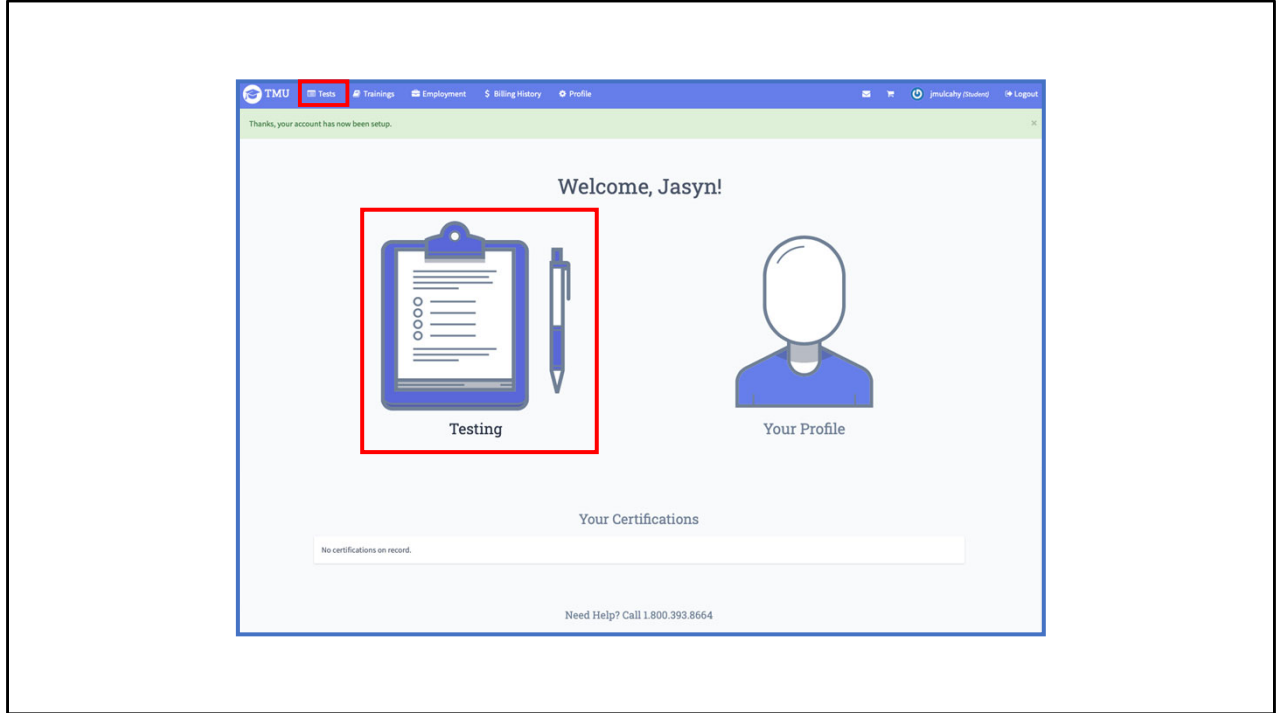


If they follow the link in the previous screen, it will take them to this home page

To log in they'll click the 'Sign In' button in the upper right-hand corner.

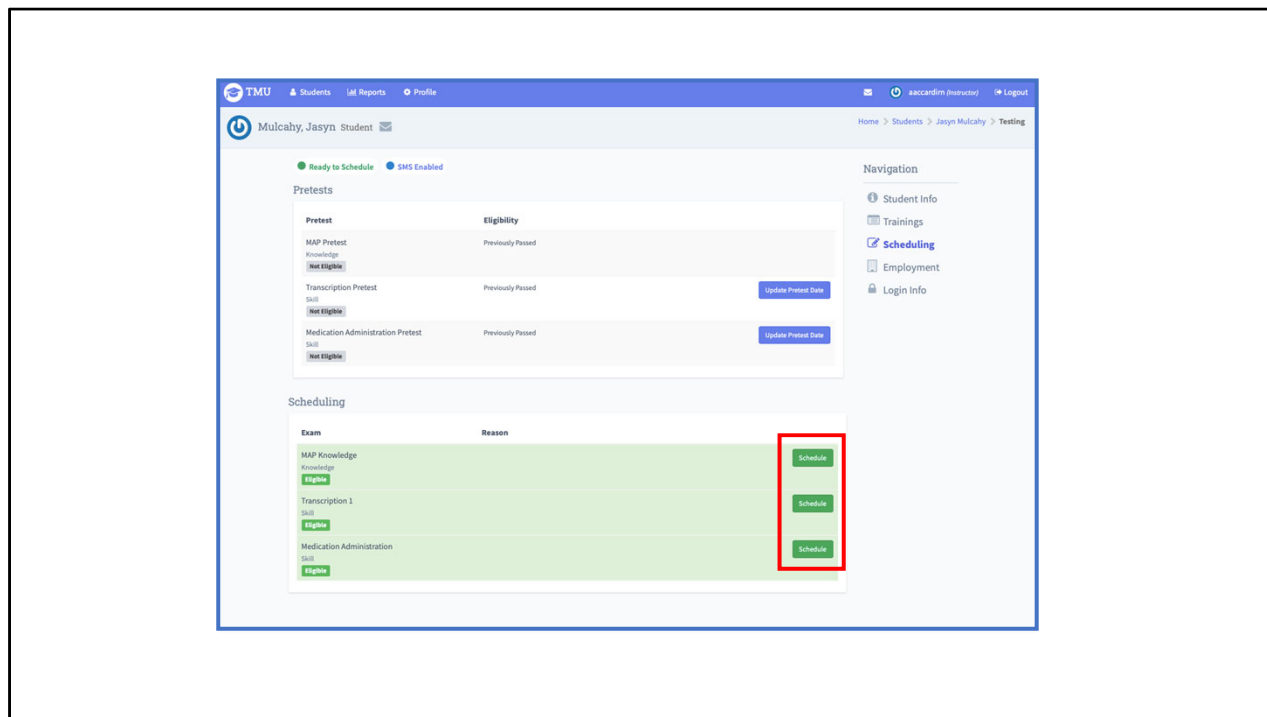


They will enter their log in information and click 'Sign in'



From the student home page, the student will click on either the “test” tab at the top of the page or the “testing” box in the middle of the page

It will bring them to.....



This page. The student's record

To schedule a test date, the student will click the 'Schedule' box across from the test component they want to schedule.

The student will only need to click "schedule" for one of the test components. The system will automatically select "schedule" for all the eligible -test components

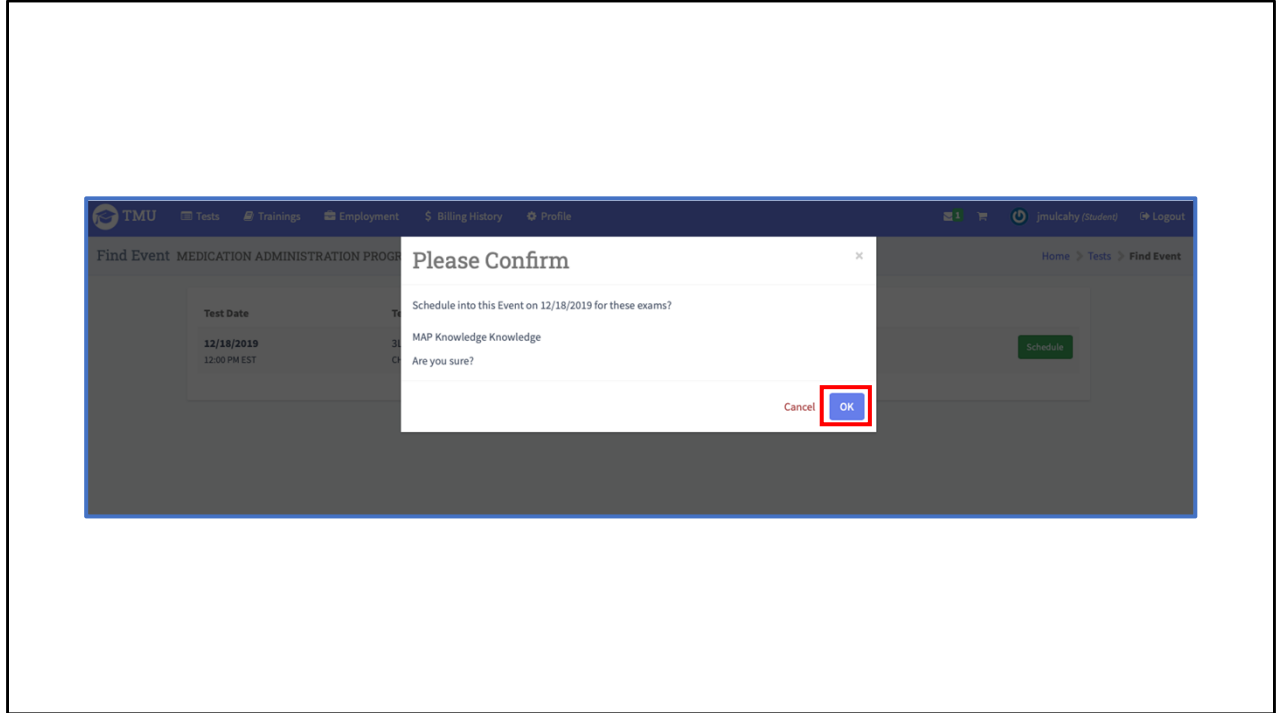
The option to 'Schedule' any test components will not appear in the Schedule box until pretest dates for passing the transcription and the medication administration tests have been entered and the MAP knowledge CBT pretest has been passed

If a candidate has exhausted all of their funded attempts at testing, has a no-show hold on their record or is self-paying for the tests, the candidate will not have the option to 'Schedule' any test components until their fees have been paid

Test Date	Test Site	Scheduling For	
01/03/2020 12:00 PM EST	ADVOCATES	Knowledge	Schedule
01/04/2020 12:00 PM EST	ADVOCATES	Knowledge	Schedule

After clicking the “schedule” button, all the eligible test events will appear in this format

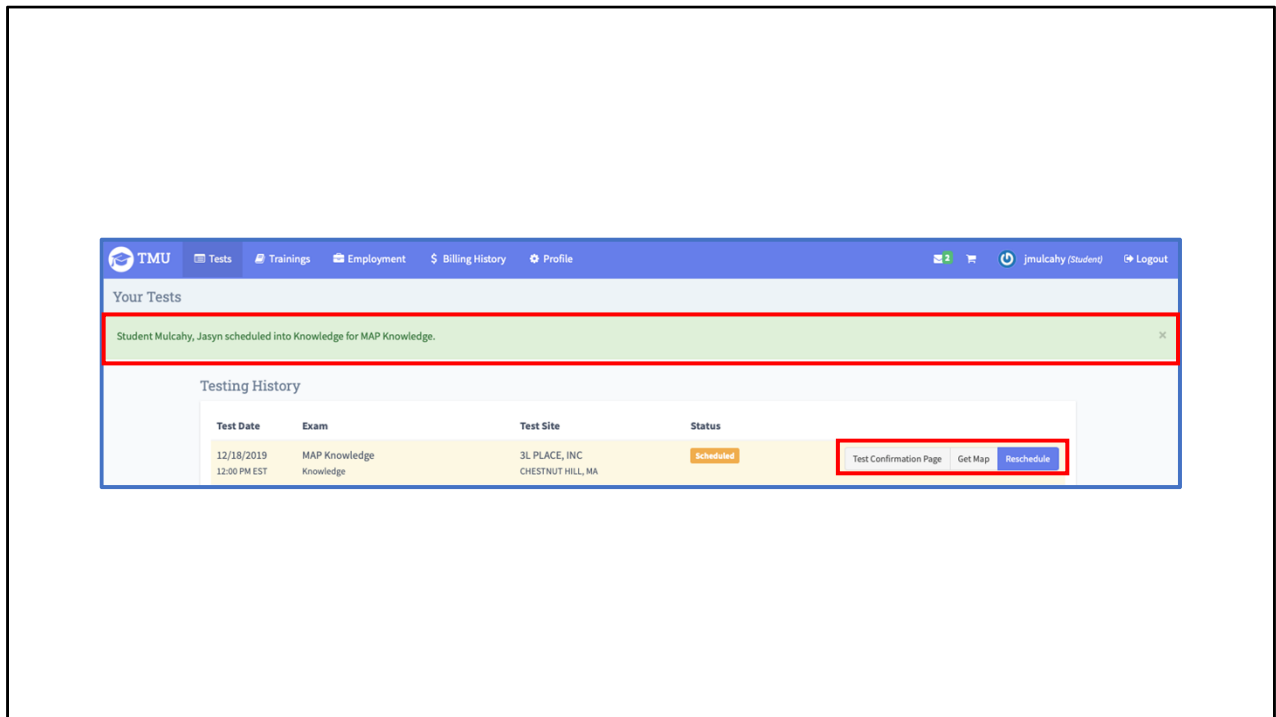
To select one of the test dates listed the student will select the ‘Schedule’ button next to the corresponding desired test event



A confirmation box will pop up to confirm the student's choice of test event

To accept the selected test event the student will click the "Ok" box in the lower right side of the box





A green confirmation bar will appear across the very top of the screen when the student has been scheduled

The student may view their confirmation letter by clicking on 'Test Confirmation Page' on the right side of the page

The student may pull up a map of where the test site is located by clicking 'Get Map' on the right side of the page

The student may reschedule a test component by clicking 'Reschedule' on the right side of the page. After clicking the reschedule button, the system will make sure the candidate wants to reschedule and then take them back to the 'Find Events' page

## D&amp;S Testing Confirmation - MAP Certification Testing

[Get Map](#)[Print](#)

**Test Date:** 02/26/2020

**Start Time:** 9:15 AM EST

**Exam:** Medication Administration

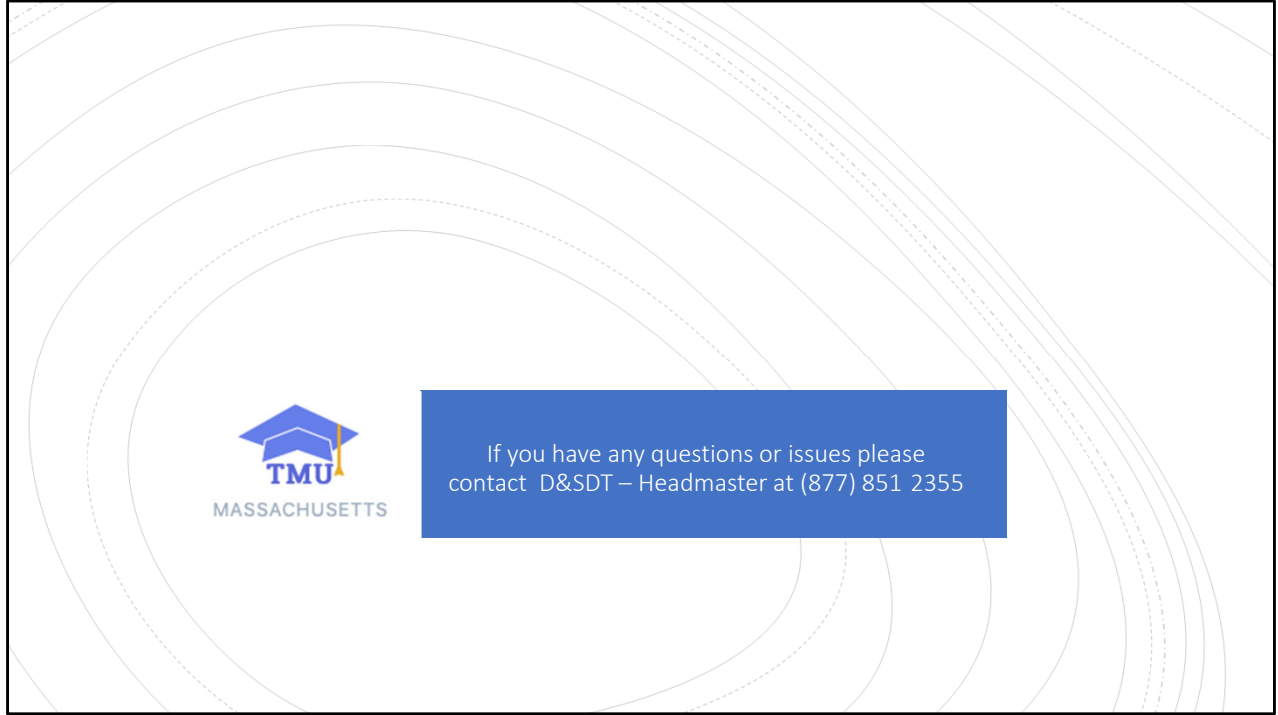
**Location:** JUDGE ROTENBERG CENTER SKILL TEST SITE  
291 TURNPIKE ST.  
Canton, MA 02021

**TRISTAN JAMES**  
**151 HADDE AVE**  
**Cumberland, RI 02864**

**BRING THIS NOTICE WITH YOU TO THE TEST!**

See policy below, your ID must match the name on this form exactly for testing. The name above is formatted as follows: First, Middle, Last.

- Your MAP testing process will begin promptly at the time listed above.
- You must locate the pink sign located in the designated MAP testing wait area before your testing start time listed above.
- Read the Pink Sign.
- Have your signed, non-expired, US government issued photo ID ready to present to the tester/proctor. Verify that the name at the top of this confirmation exactly matches the name on the US government issued ID you are presenting to the tester/proctor.
- Be ready to test. (Bathroom breaks are completed BEFORE you sign in for testing. **WARNING!**)
- You will be considered a No Show and No Show fees will apply if you are not in the room prior to your start time listed above.



If you have any questions or issues, please contact D&SDT – Headmaster at (877) 851-2355